

STOCK MARKET HIGHLIGHTS

NGX Statistics	08-Oct-24	09-Oct-24	Change %	YTD (%)
NGX All- Share Index	97,584.81	97,487.14	-0.10	30.38
Market Capitalization (?Trn)	56.08	56.02	-0.10	36.91
Market Cap. (\$'Bn)	35.91	34.47	-4.00	
Total Value Traded (?Bn)	8.34	6.95	-16.65	
Total Value Traded (\$'Mn)	5.34	4.28	-19.90	
Total Volume Traded (Mn)	719.11	356.13	-50.48	
Number of Deals	9,435	8,582	-9.04	
Market Breadth	0.37x			

Sectors	08-Oct-24	09-Oct-24	Change%	YTD (%)
Banks	929.67	923.46	-0.67	2.93%
Insurance	438.80	437.85	-0.22	36.12%
Consumer Goods	1,549.25	1,554.06	0.31	38.60%
Oil and Gas	2,182.88	2,172.40	-0.48	108.27%
Industrial Goods	3,579.73	3,579.47	-0.01	31.97%

Top Gainers	Open (?)	Close (?)	Gain (?)	Gain (%)
LASACO	2.30	2.53	0.23	10.00%
MECURE	8.45	9.25	0.80	9.47%
JBERGER	150.00	164.00	14.00	9.33%
REGALINS	0.55	0.60	0.05	9.09%
GOLDBREW	3.15	3.40	0.25	7.94%

Top Losers	Open (?)	Close (?)	Loss (?)	Loss (%)
ELLAHLAKES	4.88	4.40	-0.48	-9.84%
ABCTRANS	1.35	1.22	-0.13	-9.63%
ETERNA	27.00	24.70	-2.30	-8.52%
CILEASING	4.05	3.71	-0.34	-8.40%
LIVESTOCK	3.74	3.44	-0.30	-8.02%

Source: NGX, SCM Capital Research

NASD OTC Snapshot

Statistics	08-Oct-24	09-Oct-24	Change %	YTD (%)
NSI	2,942.49	2,787.17	-5.28	200.51
Market Capitalization (?Bn)	4,036.97	3,823.87	-5.28	204.15
Value Traded (?'000)	21,696,903.12	1,208,267.19	-94.43	
Volume Traded	75,014,021	75,106,865	0.12	
Deals	563	202	-64.12	

Source: NASD, SCM Capital Research

Equities
Equity Market Close Negative:

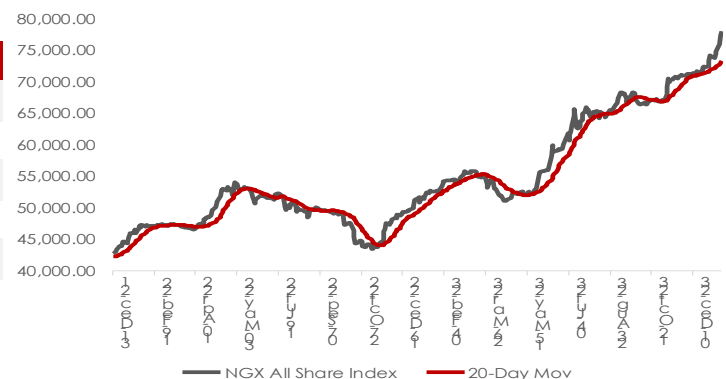
Transactions on the floor of the exchange closed on a negative note as the NGX-ASI depreciated by 0.10% to 97,487.14 points. The market performance was driven by sell-offs in ETERNA (-8.52%), OANDO (-3.45%), STERLINGNG (-2.61%), UBA (-1.82%) and FBNH (-1.73%) amongst others, bringing the YTD return to 30.38% as market capitalization decreased by N70.03bn to N56.02tm.

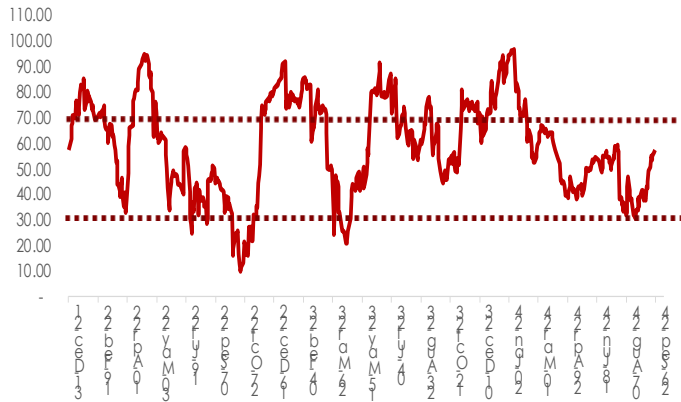
Trading activity was bearish as volume and value traded moderated by 50.48% and 16.65% respectively. A total of 356.13m units of shares valued at N6.95bn were traded in 8,582 deals. FIDELITYBK led the volume chart with 66.24m units of shares traded while UBA led the value chart with 38.03m units of shares traded in deals worth N1.03bn. Investors' sentiment as measured by market breadth (advance/decline ratio) declined from 0.93x to 0.37x, reflective of 15 gainers against the 38 decliners.

Performance across tracked indices saw the Banking, Oil & Gas, Insurance and Industrial Good indices decline by 0.67%, 0.48%, 0.22% and 0.01% respectively, while the Consumer Good Index rose by 0.31%

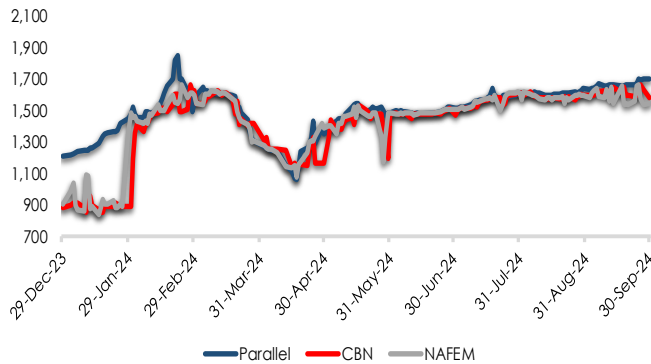
OUTLOOK

Expectations for Q3 earnings releases, corporate actions and other significant information will guide investors sentiment at the local bourse.

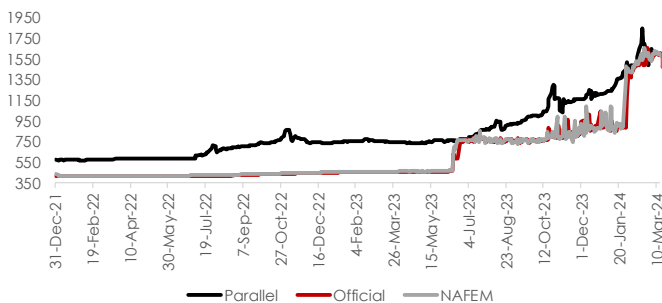
NGX All-Share Index vs 20-Day MV


RSI of NGX All Share Index


Source: NGX, SCM Capital Research

Foreign Exchange Rates Trend


Source: The conference Board, SCM Capital Research

Parallel, Official and NAFEM rate trends

Fixed income market summary

	9-Oct-24	8-Oct-24	
T-bills	Current	Previous	Change(bp)
3m	20.69	20.70	↓ 0.01
6m	23.25	23.27	↓ 0.01
12m	23.71	24.27	↓ 0.56

FGN Bonds	Current	Previous	Change(bp)
3yrs	19.12	19.12	⇒ 0.00
5yrs	19.48	19.47	↑ 0.01
7yrs	18.06	18.06	⇒ 0.00
10yrs	18.73	18.73	⇒ 0.00

FGN EuroBonds	Current	Previous	Change(bp)
3yrs	8.69	8.70	↓ 0.01
5yrs	9.21	9.20	↑ 0.01
7yrs	9.75	9.75	⇒ 0.00
25yrs	10.30	10.30	⇒ 0.00

FX	Current	Previous	Change(?)
Parallel	1695.00	1680.00	↓ 15.00
Official	1590.69	1629.30	↑ 38.61
NAFEM	1625.13	1561.76	↓ 63.37

Source: FMDQ, SCM Capital

Money Market

At the secondary NTB market, yield declined by 11bps to close at 22.95%. The O/N rate decreased by 56bps to close at 32.25%.

Fixed Income

At the secondary bond market, average yield closed flat to settle at 18.64%.

Currency

The Naira weakened at the NAFEM and Parallel market by 4.06% and 0.89% to close at N1,625.13/USD and N1,695.00/USD respectively. On the other hand, the Naira appreciated by 2.37% at the Official market to close at N1,590.69/USD.

DISCLAIMER: This report has been issued and approved by SCM Capital Limited. The report is based upon information from various sources that we believe are reliable; however no representation is made that it is accurate or complete. While reasonable care has been taken in preparing this document, no responsibility or liability is accepted for errors of fact or for any opinion expressed herein. This document is for information purposes only. It does not constitute any offer, recommendation or solicitation to any person to enter into any trading transaction. Any investments discussed may not be suitable for all investors. This report is provided solely for the information of clients of SCM Capital Limited ("SCM Capital") who are expected to make their own investment decisions without reliance on this report. SCM Capital accepts no liability whatsoever for any direct or consequential loss arising from any use of this report or its contents. This report is for private circulation only. This report may not be reproduced, distributed or published by any recipient for any purpose without prior express consent of Sterling Capital. Investments can fluctuate in price and value and the investor may get back less than was originally invested. Changes in rates of exchange may have an adverse effect on the value of the investment. Past performance is not necessarily a guide to future performance. SCM Capital is authorized and regulated by the Securities and Exchange Commission (SEC) to conduct investment banking, asset management and financial advisory services in Nigeria.

© 2024 SCM Limited. All rights reserved.