

Daily Market Recap

Friday, 20 December 2024

STOCK MARKET HIGHLIGHTS

NGX Statistics	19-Dec-24	20-Dec-24	Change %	YTD (%)
NGX All- Share Index	101,248.02	101,129.09	-0.12	35.25
Market Capitalization (N'Trn)	61.38	61.30	-0.12	49.82
Market Cap. (\$'Bn)	39.82	39.76	-0.14	
Total Value Traded (N'Bn)	26.30	16.49	-37.32	
Total Value Traded (\$'Mn)	17.07	10.70	-37.33	
Total Volume Traded (Mn)	411.37	515.56	25.33	
Number of Deals	10,260	11,554	12.61	
Market Breadth	3.90x			

Sectors	19-Dec-24	20-Dec-24	Change%	YTD (%)
Banks	1,054.22	1,071.70	1.66	19.45%
Insurance	612.72	619.16	1.05	92.49%
Consumer Goods	1,637.82	1,654.75	1.03	47.58%
Oil and Gas	2,704.78	2,713.20	0.31	160.12%
Industrial Goods	3,573.37	3,562.47	-0.31	31.35%

Top Gainers	Open (N)	Close (N)	Gain (N)	Gain (%)
HONYFLOUR	5.50	6.05	0.55	10.00%
UACN	27.50	30.25	2.75	10.00%
UNIVINSURE	0.40	0.44	0.04	10.00%
LEARNAFRCA	3.53	3.88	0.35	9.92%
NAHCO	41.95	46.10	4.15	9.89%

Top Losers	Open (N)	Close (N)	Loss (N)	Loss (%)
MULTIVERSE	5.10	4.60	-0.50	-9.80%
ARADEL	730.40	664.00	-66.40	-9.09%
INTENEGINS	1.60	1.47	-0.13	-8.13%
WAPIC	1.78	1.70	-0.08	-4.49%
NB	30.00	29.00	-1.00	-3.33%

Source: NGX, SCM Capital Research

NASD OTC Snapshot

Statistics	19-Dec-24	20-Dec-24	Change %	YTD (%)
NSI	3,017.07	3,043.27	0.87	228.13
Market Capitalization (N'Bn)	1,034.40	1,043.38	0.87	-17.01
Value Traded (N'000)	2,337.35	51,174.14	2089.40	
Volume Traded	419,684	1,184,042	182.13	
Deals	22	12	-45.45	

Source: NASD, SCM Capital Research

Equities

Stock market reverses gain

The stock market closed the week on a negative note, as the NGX ASI fell by 0.12% to close at 101,129.09 points, bringing the YTD return to 35.25%.

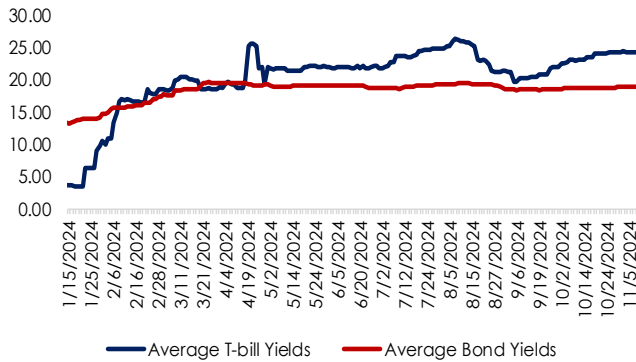
Having gained in four out of five trading sessions, the ASI closed 1.76% higher w/w. Positive performance in MRS (+36.36%), ETERNA (+32.36%), ARADEL (+20.73%) and GTCO (+7.65%) kept the market green. As a result, market capitalization gained N1.06trn w/w to close at N61.30trn

Trade turnover was mixed as volume traded rose by 25.33% to 515.56m units while value traded moderated by 37.32% to N16.49bn. ZENITHBANK led the volume and value charts with 60.41m units traded in deals worth N2.72bn. Investors' sentiment as measured by market breadth (advance/decline ratio) improved from 2.94x to 3.90x, reflective of 39 gainers against the 15 decliners.

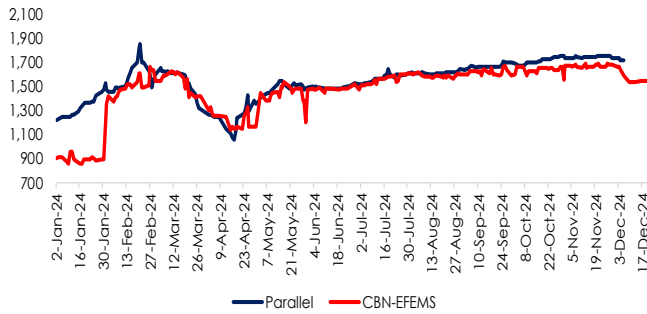
OUTLOOK

We anticipate mixed sentiment in the coming days as investors assess their portfolios in preparation for year-end rebalancing.

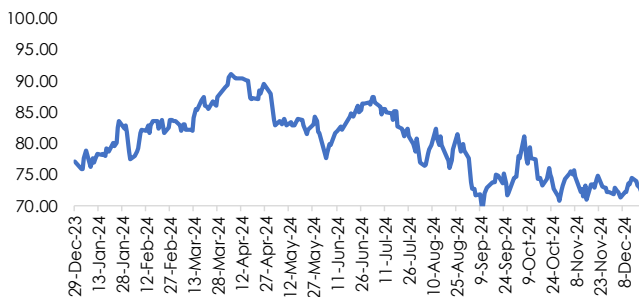
RSI of NGX All Share Index


Fixed Income Yield Trend


Source: NGX, SCM Capital Research

Foreign Exchange Rates Trend


Source: CBN, SCM Capital Research

Brent Crude Oil Price

Fixed income market summary

T-bills	20-Dec-24	19-Dec-24	Change(bp)
3m	26.37	26.06	↑ 0.32
6m	25.07	25.09	↓ 0.02
12m	26.64	26.66	↓ 0.02

FGN Bonds	Current	Previous	Change(bp)
3yrs	19.97	19.97	→ 0.00
5yrs	21.16	21.16	→ 0.00
7yrs	18.29	18.29	→ 0.00
10yrs	18.24	18.24	→ 0.00

FGN EuroBonds	Current	Previous	Change(bp)
3yrs	8.56	8.55	↑ 0.01
5yrs	9.23	9.25	↓ 0.02
7yrs	9.90	9.90	→ 0.00
25yrs	10.32	10.34	↓ 0.02

FX	Current	Previous	Change(N)
CBN - EFEMS	1541.68	1541.38	↓ 0.30

Source: FMDQ, CBN, SCM Capital Research

Money Market

At the secondary NTB market, average yield rose by 1bp to close at 25.63%. The O/N rate fell by 45bps to 32.33%.

Fixed Income

At the secondary Bond market, average yield closed flat to settle at 19.14%.

Currency

The Naira depreciated by 0.02% at the EFEMS to settle at N1,541.68/USD.

DISCLAIMER: This report has been issued and approved by SCM Capital Limited. The report is based upon information from various sources that we believe are reliable; however no representation is made that it is accurate or complete. While reasonable care has been taken in preparing this document, no responsibility or liability is accepted for errors of fact or for any opinion expressed herein. This document is for information purposes only. It does not constitute any offer, recommendation or solicitation to any person to enter into any trading transaction. Any investments discussed may not be suitable for all investors. This report is provided solely for the information of clients of SCM Capital Limited ("SCM Capital") who are expected to make their own investment decisions without reliance on this report. SCM Capital accepts no liability whatsoever for any direct or consequential loss arising from any use of this report or its contents. This report is for private circulation only. This report may not be reproduced, distributed or published by any recipient for any purpose without prior express consent of Sterling Capital. Investments can fluctuate in price and value and the investor may get back less than was originally invested. Changes in rates of exchange may have an adverse effect on the value of the investment. Past performance is not necessarily a guide to future performance. SCM Capital is authorized and regulated by the Securities and Exchange Commission (SEC) to conduct investment banking, asset management and financial advisory services in Nigeria.

© 2024 SCM Limited. All rights reserved.