



Daily Market Recap

Friday, 7 February 2025

STOCK MARKET HIGHLIGHTS

NGX Statistics	06-Feb-25	07-Feb-25	Change %	YTD (%)
NGX All- Share Index	105,430.15	105,933.03	0.48	2.92
Market Capitalization (N'Trn)	65.29	65.59	0.47	4.51
Market Cap. (\$'Bn)	43.51	43.68	0.40	
Total Value Traded (N'Bn)	23.03	13.37	-41.93	
Total Value Traded (\$'Mn)	15.34	8.90	-41.97	
Total Volume Traded (Mn)	537.19	473.98	-11.77	
Number of Deals	15,450	12,793	-17.20	
Market Breadth	2.22x			

Sectors	06-Feb-25	07-Feb-25	Change%	YTD (%)
Banks	1,224.68	1,245.77	1.72	14.87%
Insurance	709.89	721.52	1.64	0.49%
Consumer Goods	1,796.30	1,798.34	0.11	3.85%
Oil and Gas	2,680.47	2,683.42	0.11	-1.06%
Industrial Goods	3,270.20	3,295.52	0.77	-7.74%

Top Gainers	Open (N)	Close (N)	Gain (N)	Gain (%)
ACADEMY	2.72	2.99	0.27	9.93%
CADBURY	26.70	29.35	2.65	9.93%
ETERNA	33.35	36.65	3.30	9.90%
LIVESTOCK	5.28	5.80	0.52	9.85%
UPDC	2.36	2.59	0.23	9.75%

Top Losers	Open (N)	Close (N)	Loss (N)	Loss (%)
MULTIVERSE	10.05	9.05	-1.00	-9.95%
MECURE	13.90	12.55	-1.35	-9.71%
NPFMCRFBK	1.89	1.74	-0.15	-7.94%
LEARNAFRCA	4.50	4.30	-0.20	-4.44%
TANTALIZER	2.08	2.00	-0.08	-3.85%

Source: NGX, SCM Capital Research

NASD OTC Snapshot

Statistics	06-Feb-25	07-Feb-25	Change %	YTD (%)
NSI	3,171.57	3,184.87	0.42	6.07
Market Capitalization (?'Bn)	1,796.76	1,804.30	0.42	75.27
Value Traded (?'000)	14,178.12	9,722.01	-31.43	
Volume Traded	12,037,337	226,384	-98.12	
Deals	43	32	-25.58	

Source: NASD, SCM Capital Research

Equities

Bulls Lift Benchmark Index:

The stock market closed the week on a bullish note as the NGX-ASI rose 0.48% to close at 105,933.03 points, bringing the YTD return to 2.92%.

Having gained in all five trading sessions for the week, the ASI closed 1.3 higher w/w. During the week, positive performances in ETERNA (+32.79 w/w, PRESCO (+19.69%) w/w, FBNH (+10.18%) w/w, OKOMUOIL (+9.75 w/w, ACCESSCORP (+7.69%) w/w and GTCO (+4.83%) kept the market the green region.

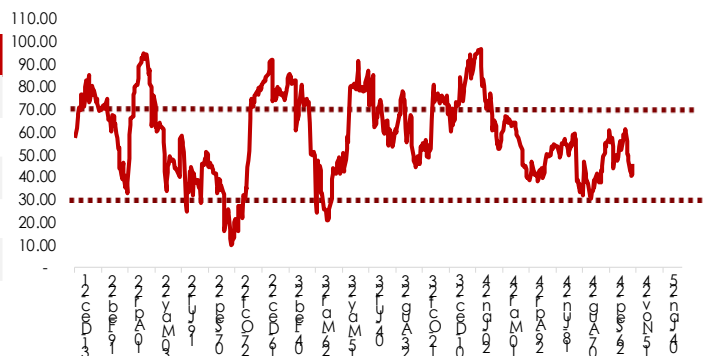
Activity level weakened relative to the previous session as volume a value of transactions moderated by 11.77% and 41.93% respectively. total of 473.98m units of shares valued at N13.37bn were exchanged 12,793 deals. ZENITHBANK led the volume and value charts with 108.77 units of shares traded in deals worth N4.99bn.

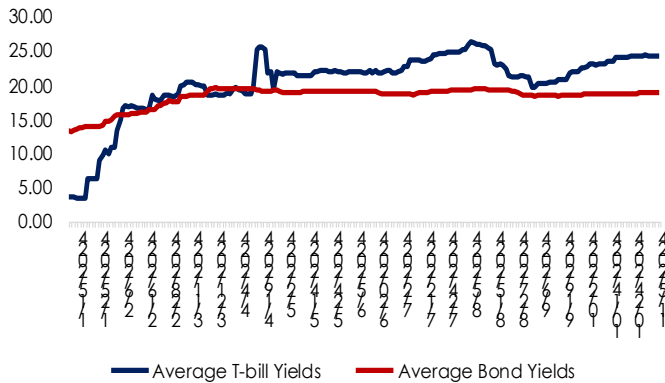
Investors sentiments as measured by market breath (advance/decl ratio) improved from 1.57x to 2.22x, reflective of 40 gainers against decliners.

OUTLOOK

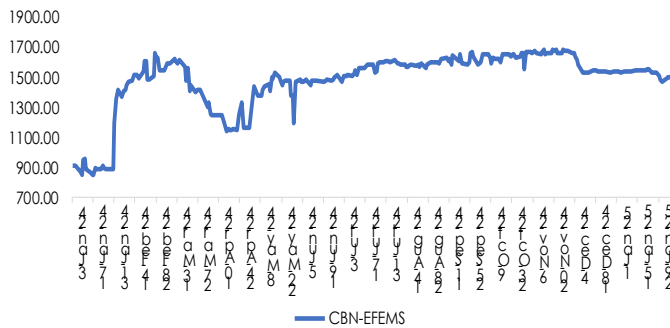
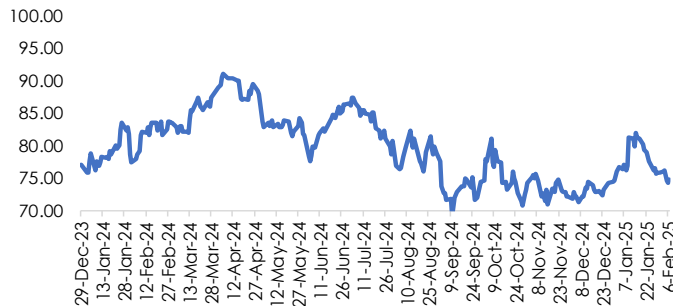
Next week, we expect mixed sentiments in the equities market investors digest the FY 2024 earnings release.

RSI of NGX All Share Index



Fixed Income Yield Trend


Source: NGX, SCM Capital Research

Foreign Exchange Rates Trend

Brent Crude Oil Price

Fixed income market summary

T-bills	7-Feb-25 Current	6-Feb-25 Previous	Change(bp)
3m	21.87	21.88	↓ 0.01
6m	22.50	21.21	↑ 1.29
12m	23.53	25.40	↓ 1.87

FGN Bonds	Current	Previous	Change(bp)
3yrs	21.56	21.56	⇒ 0.00
5yrs	21.59	21.59	⇒ 0.00
7yrs	19.35	19.35	⇒ 0.00
10yrs	20.17	20.17	⇒ 0.00

FGN EuroBonds	Current	Previous	Change(bp)
3yrs	8.17	8.12	↑ 0.05
5yrs	8.99	8.91	↑ 0.08
7yrs	9.56	9.46	↑ 0.10
25yrs	10.16	10.11	↑ 0.05

FX	Current	Previous	Change(N)
CBN - EFEMS	1501.61	1500.65	↓ 0.96

Source: FMDQ, CBN, SCM Capital Research

Money Market

At the secondary NTB market, average yield fell by 18bps to close at 22.46%. The O/N rate rose by 10bps to 32.75%.

Fixed Income

At the secondary Bond market, average yield moderated by 10bps to settle at 19.97%.

Currency

The Naira depreciated by 0.06% at the EFEMS, to settle at N1,501.61 /USD.

DISCLAIMER: This report has been issued and approved by SCM Capital Limited. The report is based upon information from various sources that we believe are reliable; however no representation is made that it is accurate or complete. While reasonable care has been taken in preparing this document, no responsibility or liability is accepted for errors of fact or for any opinion expressed herein. This document is for information purposes only. It does not constitute any offer, recommendation or solicitation to any person to enter into any trading transaction. Any investments discussed may not be suitable for all investors. This report is provided solely for the information of clients of SCM Capital Limited ("SCM Capital") who are expected to make their own investment decisions without reliance on this report. SCM Capital accepts no liability whatsoever for any direct or consequential loss arising from any use of this report or its contents. This report is for private circulation only. This report may not be reproduced, distributed or published by any recipient for any purpose without prior express consent of Sterling Capital. Investments can fluctuate in price and value and the investor may get back less than was originally invested. Changes in rates of exchange may have an adverse effect on the value of the investment. Past performance is not necessarily a guide to future performance. SCM Capital is authorized and regulated by the Securities and Exchange Commission (SEC) to conduct investment banking, asset management and financial advisory services in Nigeria.

© 2024 SCM Limited. All rights reserved.