



**STOCK MARKET HIGHLIGHTS**

NGX Statistics	05-Mar-25	06-Mar-25	Change %	YTD (%)
NGX All- Share Index	106,436.48	106,780.72	0.32	3.74
Market Capitalization (N'Trn)	66.65	66.87	0.32	6.54
Market Cap. (\$'Bn)	44.68	44.56	-0.29	
Total Value Traded (N'Bn)	11.31	10.19	-9.94	
Total Value Traded (\$'Mn)	7.58	6.79	-10.49	
Total Volume Traded (Mn)	389.57	375.73	-3.55	
Number of Deals	11,423	11,447	0.21	
Market Breadth	2.33x			

Sectors	05-Mar-25	06-Mar-25	Change%	YTD (%)
Banks	1,121.62	1,130.91	0.83	4.28%
Insurance	689.60	690.82	0.18	-3.79%
Consumer Goods	1,786.80	1,800.76	0.78	3.99%
Oil and Gas	2,561.51	2,559.18	-0.09	-5.64%
Industrial Goods	3,619.45	3,619.70	0.01	1.33%

Top Gainers	Open (N)	Close (N)	Gain (N)	Gain (%)
TRANSCORP	47.10	51.80	4.70	9.98%
SCOA	3.44	3.78	0.34	9.88%
AFRIPRUD	27.85	30.60	2.75	9.87%
TANTALIZER	2.16	2.37	0.21	9.72%
CAVERTON	2.52	2.76	0.24	9.52%

Top Losers	Open (N)	Close (N)	Loss (N)	Loss (%)
MRS	185.00	166.50	-18.50	-10.00%
SUNUASSUR	5.30	4.77	-0.53	-10.00%
REDSTAREX	6.60	5.94	-0.66	-10.00%
LASACO	2.88	2.65	-0.23	-7.99%
UPDC	2.81	2.62	-0.19	-6.76%

Source: NGX, SCM Capital Research

**NASD OTC Snapshot**

Statistics	05-Mar-25	06-Mar-25	Change %	YTD (%)
NSI	3,338.32	3,352.94	0.44	11.66
Market Capitalization (?'Bn)	1,891.23	1,899.51	0.44	84.52
Value Traded (?'000)	228.96	79,444.15	34597.52	
Volume Traded	65,936	2,246,733	3307.45	
Deals	11	37	236.36	

Source: NASD, SCM Capital Research

**Equities**

**Stock market rebounds:**

The stock market closed on a positive note as price appreciation TRANSCORP (+9.98%), HONYFLOUR (+6.26%), DANGSUGAR (+4.35%), U (+2.76%) and GTCO (+0.85%) drove the NGX-ASI up by 0.32% to 106,780 points. As a result, YTD return settled at 3.74%, as market capitalization advanced by N215.56bn to N66.87trn.

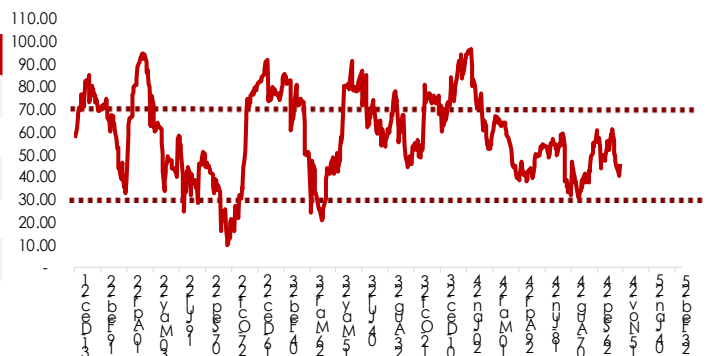
Activity level weakened relative to the previous session, as the volume value of transactions moderated by 3.55% and 9.94% respectively. A total of 375.73m units of shares valued at N10.19bn were exchanged in 11,447 deals. GTCO led the volume and value charts with 49.94m units of shares traded in deals worth N2.91bn. Investors sentiments as measured by market breadth (advance/decline ratio) advanced from 0.28x to 2.33x, reflective of 35 gainers against 15 decliners.

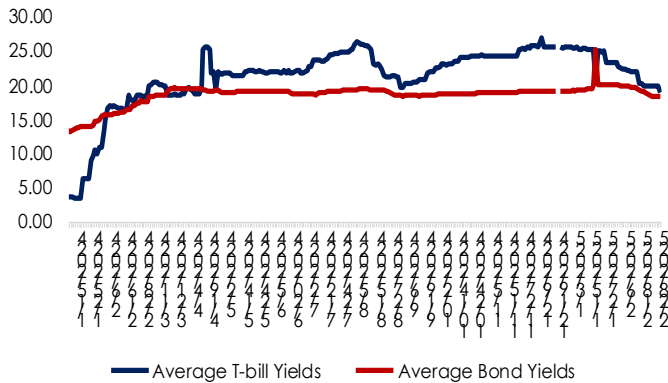
Performance across tracked indices was largely bullish as the Bankii Consumer Goods, Insurance and Industrial Goods indices rose by 0.83%, 0.18% and 0.01% respectively, as a result of buying interests in GTCO (+0.85%), DANGSUGAR (+4.35%), GUINEAINS (+4.62%) and CUTIX (+3.78%). On the flipside, the Oil & Gas index fell by 0.09% due to sell-offs in MR (10.00%).

**OUTLOOK**

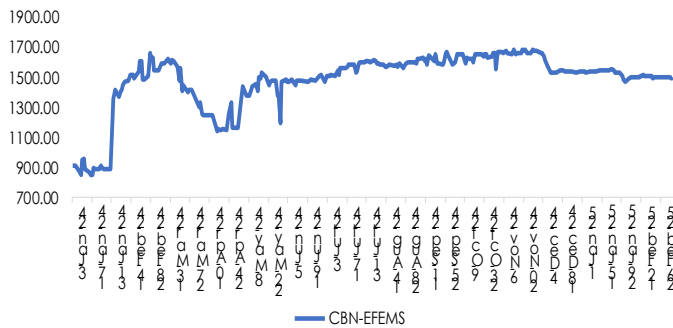
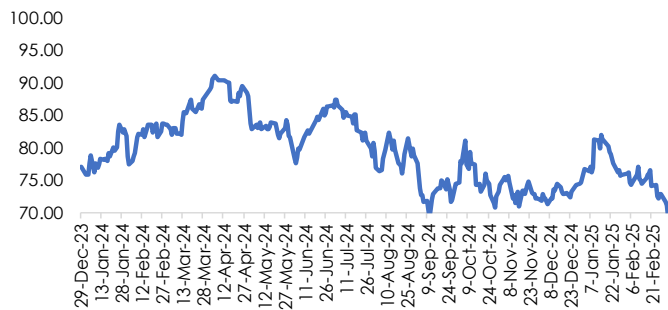
*This week, we expect mixed sentiment as investors continues to weigh their options.*

RSI of NGX All Share Index



**Fixed Income Yield Trend**


Source: NGX, SCM Capital Research

**Foreign Exchange Rates Trend**

**Brent Crude Oil Price**

**Fixed income market summary**

T-bills	6-Mar-25 Current	5-Mar-25 Previous	Change(bp)
3m	17.50	19.24	↓ 1.74
6m	18.36	19.56	↓ 1.19
12m	20.97	21.45	↓ 0.47

FGN Bonds	Current	Previous	Change(bp)
3yrs	19.10	19.10	→ 0.00
5yrs	18.95	18.97	↓ 0.02
7yrs	18.55	18.55	→ 0.00
10yrs	18.50	18.50	→ 0.00

FGN EuroBonds	Current	Previous	Change(bp)
3yrs	7.79	7.52	↑ 0.27
5yrs	8.94	8.57	↑ 0.37
7yrs	9.62	9.32	↑ 0.30
25yrs	10.16	9.97	↑ 0.19

FX	Current	Previous	Change(N)
CBN - EFEMS	1500.80	1491.67	↓ 9.13

Source: FMDQ, CBN, SCM Capital Research

**Money Market**

At the secondary NTB market, average yield declined by 96bps to close at 18.86%. The O/N rate advanced by 158bps to settle at 28.50%.

**Fixed Income**

At the secondary Bond market, average yield closed declined by 1bp to settle at 18.38%.

**Currency**

The Naira depreciated by 0.61% at the EFEMS, to settle at N1,500.80/USD.

**DISCLAIMER:** This report has been issued and approved by SCM Capital Limited. The report is based upon information from various sources that we believe are reliable; however no representation is made that it is accurate or complete. While reasonable care has been taken in preparing this document, no responsibility or liability is accepted for errors of fact or for any opinion expressed herein. This document is for information purposes only. It does not constitute any offer, recommendation or solicitation to any person to enter into any trading transaction. Any investments discussed may not be suitable for all investors. This report is provided solely for the information of clients of SCM Capital Limited ("SCM Capital") who are expected to make their own investment decisions without reliance on this report. SCM Capital accepts no liability whatsoever for any direct or consequential loss arising from any use of this report or its contents. This report is for private circulation only. This report may not be reproduced, distributed or published by any recipient for any purpose without prior express consent of Sterling Capital. Investments can fluctuate in price and value and the investor may get back less than was originally invested. Changes in rates of exchange may have an adverse effect on the value of the investment. Past performance is not necessarily a guide to future performance. SCM Capital is authorized and regulated by the Securities and Exchange Commission (SEC) to conduct investment banking, asset management and financial advisory services in Nigeria.

© 2024 SCM Limited. All rights reserved.